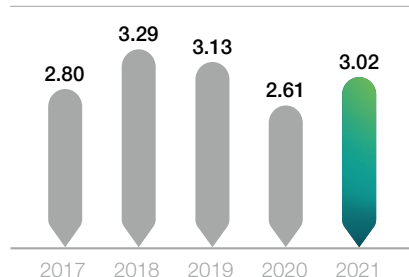
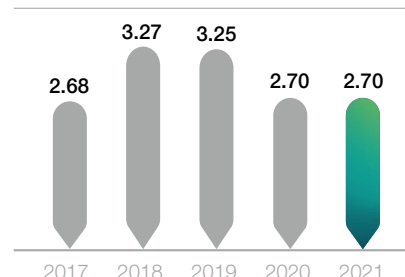


RESULTS AT A GLANCE

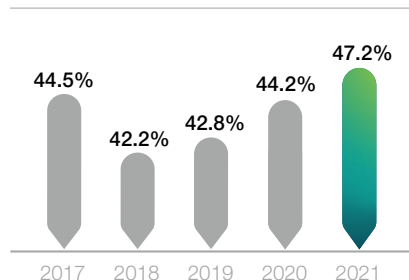
Order intake
(in billion CHF) **+15.6%**



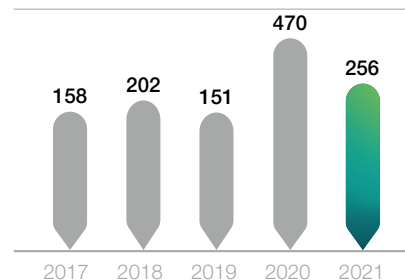
Turnover¹
(in billion CHF) **+0.1%**



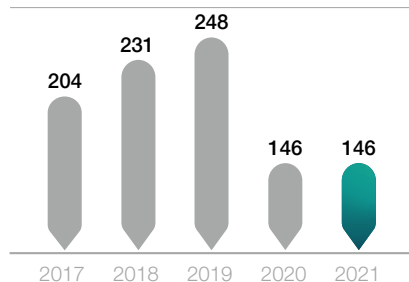
Equity ratio¹
(in %) **+3.0pp**



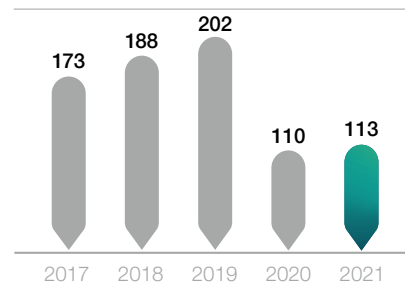
Operating cash flow
(in million CHF) **-45.6%**



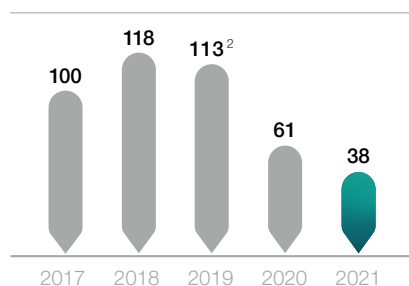
EBIT
(in million CHF) **+0.2%**



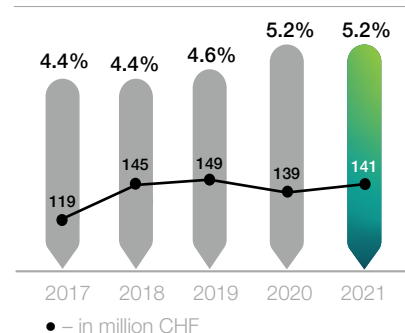
Net profit
(in million CHF) **+3.2%**



Investments into asset base
(in million CHF) **-37.6%**



R&D expenses
(as % of turnover) **+0.0pp**



More about the
2021 business year

¹ Prior years as reported. ² Excluding changes in accounting standards and others.